

D-TOP Optical System | DTM

Micro Observation Interferometer | DTM-MMHI

Catalog Code **W1004**

Application Systems

Optics & Optical Coatings

Opto-Mechanics

Bases

Manual Stages

Actuators & Adjusters

MotORIZED Stages

Light Sources & Laser Safety

Index

Microscope Unit

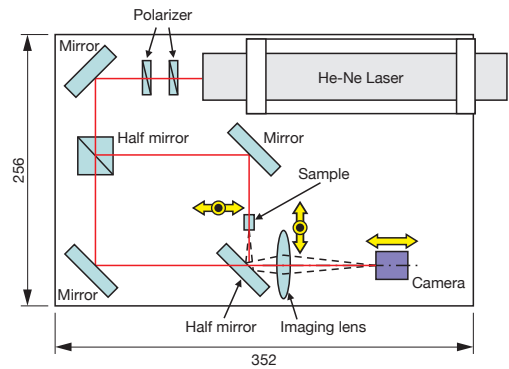

Alignment

Interferometers


Inspection/Observation

Bio-photonics

Laser Processing



Sample



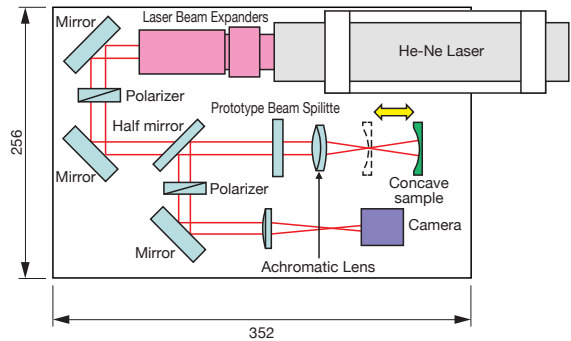

Interference Fringes of Transmitted Wavefronts of the Sample

Mach-Zehnder interferometer that can be observed transmitted wavefront of the glass substrate of about 1mm. By using a base of D-TOP, it shortens the distance to the imaging lens from the sample and is imaged an enlarged image of the sample onto the camera. Images captured by the camera can be taken directly to a PC via USB and kept on record about stop and moving images. In addition, it allows to adjust the brightness of the laser by using two polarizing plates and to be observed in the best image without saturation.

	Product Name	Part Number	Quantity
①	Laser Module	DTM-05-LHP-111	1
②	Mirror Module	DTM-TFA-30C05-10	3
③	Polarizer Module	DTM-SPF-30C-32	2
④	Cube Half Mirror Module	DTM-HBCH-20-550	1
⑤	Plate Half Mirror Module	DTM-PSMH-30C03-10-550	1
⑭	Small Sample Holder Module	DTM-MLF-SF	1
⑥	Lens Module (Convex Lenses)	DTM-SLB-30-50PM	1
⑦	C Mount Camera Module	DTM-CMH	1
⑬	D-TOP Breadboard	DOBC-2632	1

R Measuring Interferometer | DTM-RMFI

Catalog Code **W1022**



Interference pattern of concave



Concave sample and achromatic lens

It is a device that uses an interferometer and measures the radius of curvature of the concave surface of the small curvature. There are two positions where can be observed interference fringes reflected on the concave surface. One position is that the focus is on a concave surface of the achromatic lens, and the other position is that the focus is on the center of curvature of the concave surface. When reading the micrometer on the stage carrying the sample, the distance between the two positions can be observed the interference fringes of concave sample, and it can be used to determine the precise radius of curvature.

	Product Name	Part Number	Quantity
①	Laser Module	DTM-05-LHP-111	1
⑮	Laser Beam Expanders	LBED-10	1
②	Mirror Module	DTM-TFA-30C05-10	3
③	Polarizer Module	DTM-SPF-30C-32	2
⑤	Plate Half Mirror Module	DTM-PSMH-30C03-10-550	1
⑯	Prototype Beam Splitter Module	DTM-PSM33-30C03-10W-550	1
⑰	Achromatic Doublets Lens Module	DTM-DLB-15-50PM	1
⑱	Concave Sample Holder Module	TAT-AD20-TSD-40801S	1
⑰	Lens Module (Convex Lenses)	DTM-SLB-15-100PM	1
⑦	C Mount Camera Module	DTM-CMH	1
⑬	D-TOP Breadboard	DOBC-2632	1